

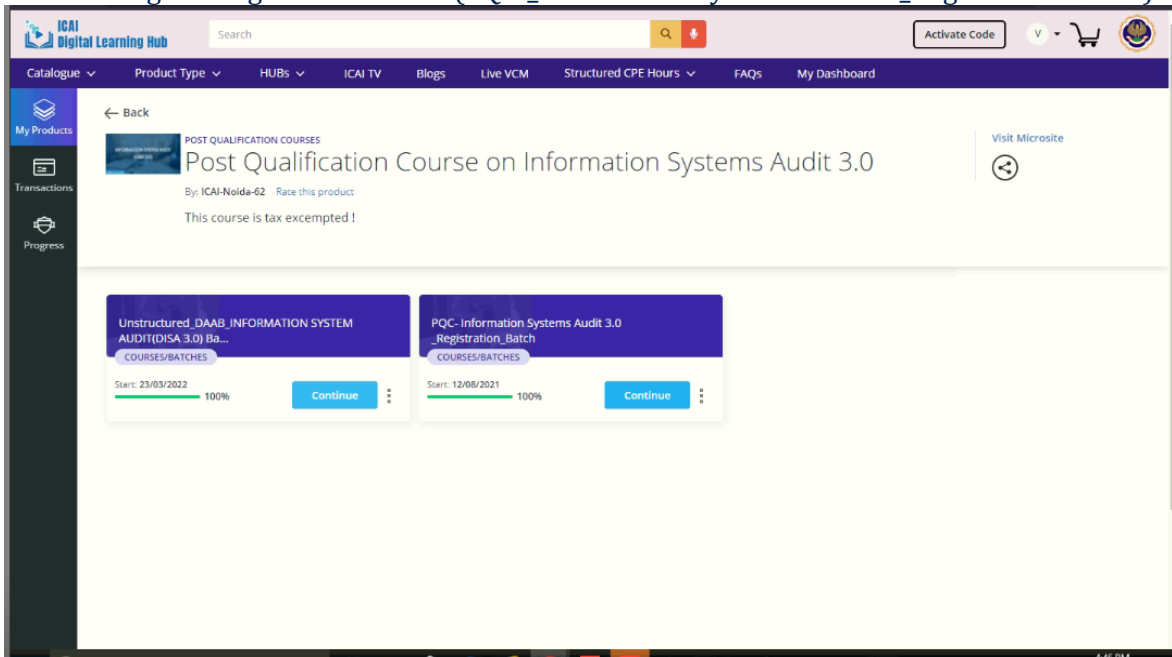
Process to enroll in ISA 3.0 Course:

Click on following Registration Batch Link and Proceed (available at <https://learning.icai.org>) :

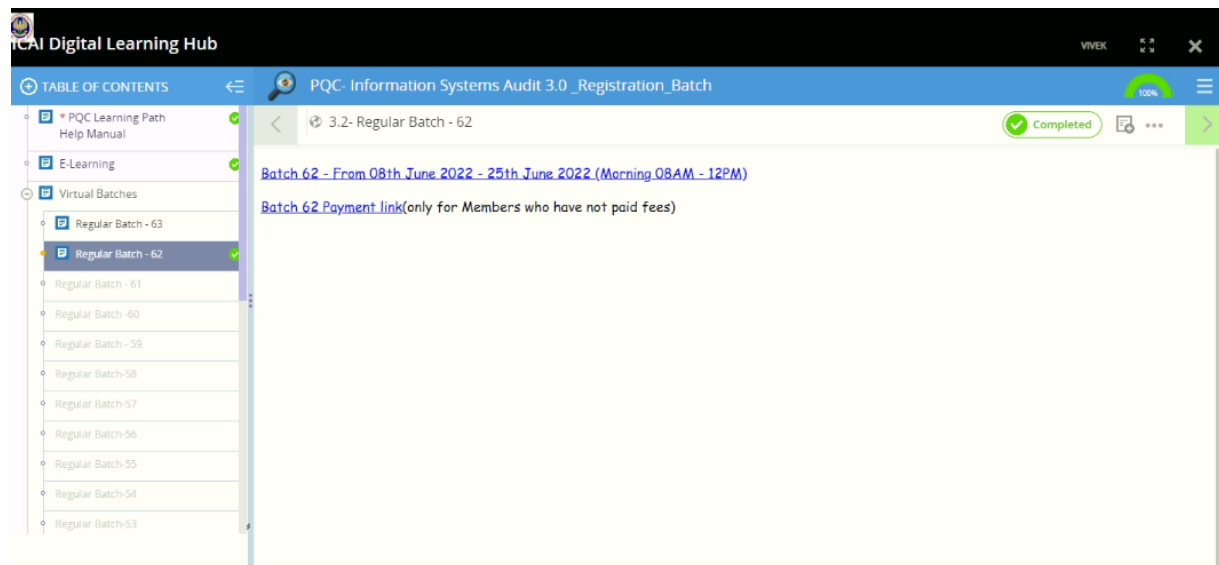
<https://learning.icai.org/committee/digital-insights/pqc-information-system-audit-disa-30-reg2/>

Sign in with SSP login credentials and after that process is as follows:

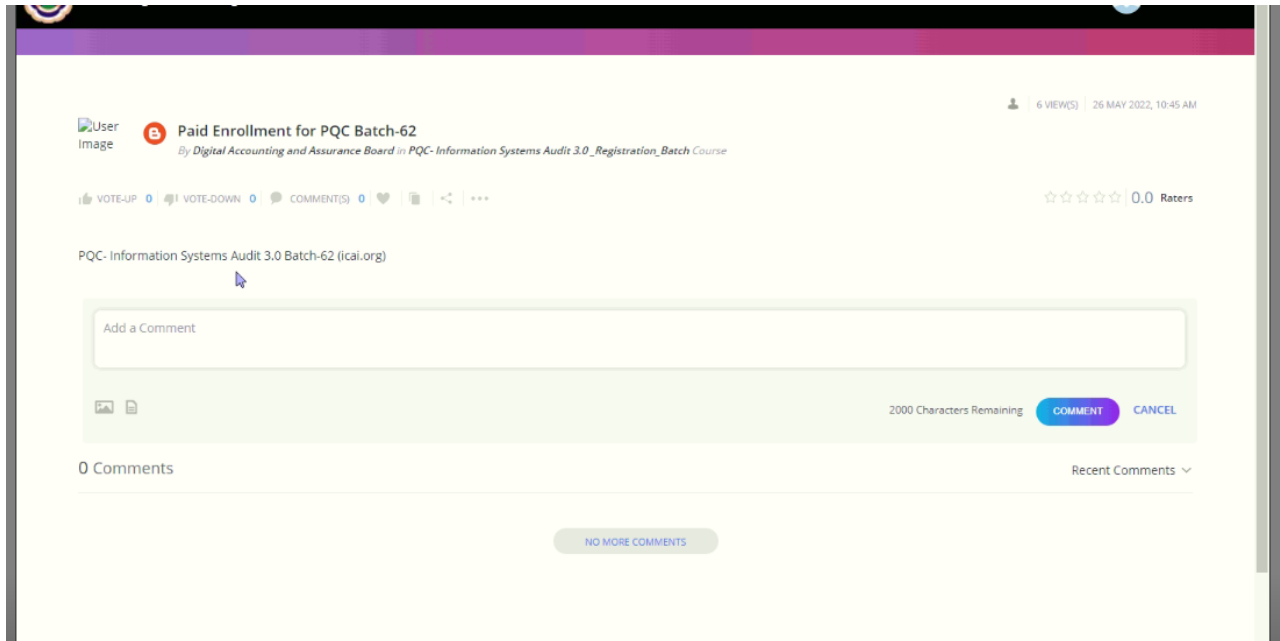
1. Member has to subscribe ISA Registration Batch and to click on Post Qualification Course on Information Systems Audit 3.0 and Complete Elearning (Unstructured_DAAB_Information System Audit(DISA_3.0))
2. Then go to Registration Batch (PQC- Information System Audit3.0_Registration Batch)



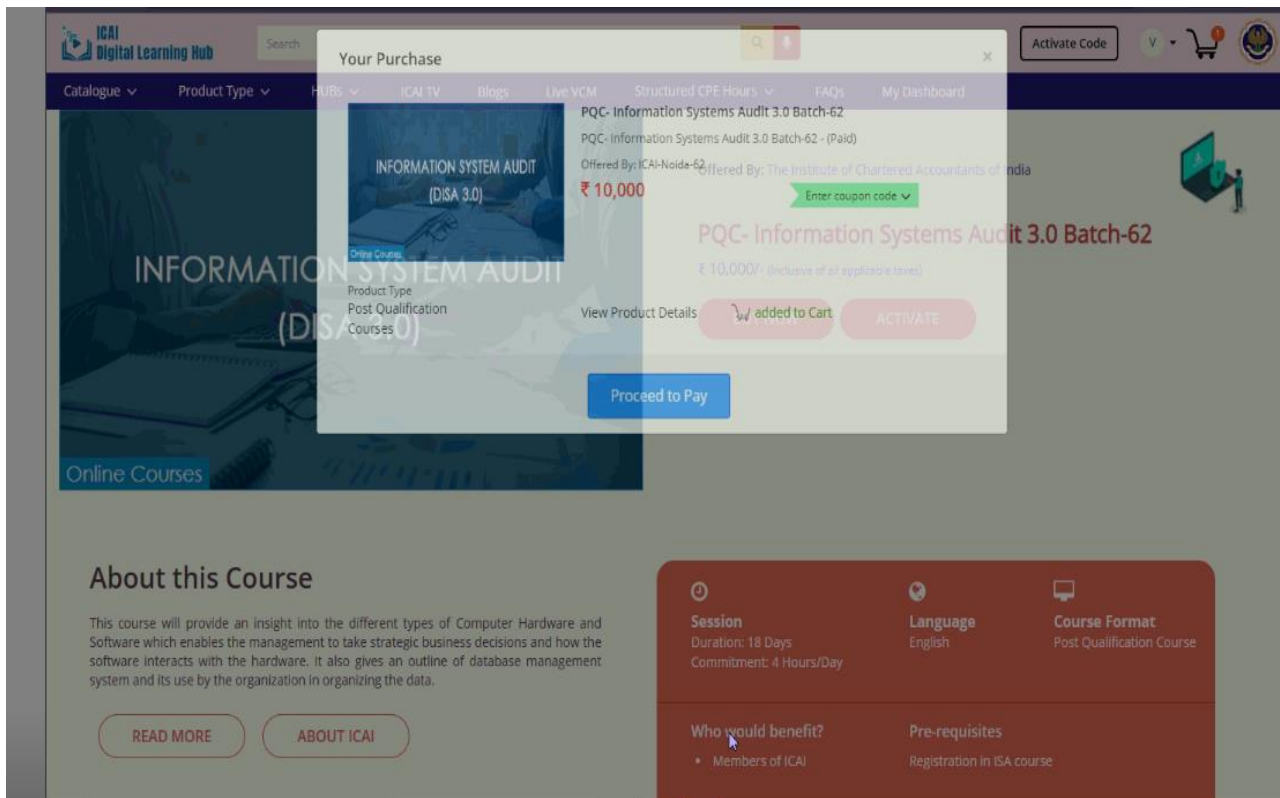
-Please Click on Available Batch you wish to enroll in:



-Please click on Batch Name as located above mouse pointer in the following screenshot:



-Please click on Buy Now (For members **already made the payment**, please subscribe and that particular selected batch will be available in your dashboard and you may join the batch on scheduled date and time):



-Please click on Select and Update Address:

The screenshot shows the ICAI Digital Learning Hub checkout page. At the top, there is a search bar and navigation icons. Below the search bar, the product details are displayed: 'Published By: ICAI-Noida-62' and 'Product Type: Post Qualification Courses'. The price is listed as 'Per Unit ₹ 10,000'. A 'Proceed To Pay' button is visible on the right. The main section is titled 'Address' and contains the following text: 'Billing Address - (To proceed to pay without claiming GSTN Invoice, click on the "Save & Update Address" button) -'. Below this is a '+ Add New Address' button. A radio button is selected for the address '5 CFIRST GATE, LUCKNOW, UTTAR PRADESH, 1, 226001', with an 'Edit' button next to it. At the bottom of the address section are 'Cancel' and 'Select & Update Address' buttons. Below the address section is the 'GST' section with a checkbox 'To claim invoice with GSTN - Please click to update' and a note: 'GST details mentioned here will be validated based on State selected in Address section.' The footer contains links for 'More Info', 'Terms of Use', 'Contact', and 'Follow Us'.

-Please Proceed to Pay:

The screenshot shows the 'Review your order' page on the ICAI Digital Learning Hub. The page has a navigation bar with 'Catalogue', 'Product Type', 'HUBS', 'ICAI TV', 'Blogs', 'Live VCM', 'Structured CPE Hours', 'FAQs', and 'My Dashboard'. The main heading is 'Review your order' with tabs for 'Product', 'Address', and 'GST'. The 'Product' tab is active, showing a product card for 'PQC- Information Systems Audit 3.0 Batch-62'. The card includes a thumbnail, the product name, 'Published By: ICAI-Noida-62', 'Product Type: Post Qualification Courses', and 'Per Unit ₹ 10,000'. To the right of the product card is a 'Price Details' section with a table: 'Item(s) Subtotal ₹ 10,000' and 'Amount Payable ₹ 10,000'. Below the table is a green 'Proceed To Pay' button. Below the product card is the 'Address' section with the text: 'Billing Address - (To proceed to pay without claiming GSTN Invoice, click on the "Save & Update Address" button) -' and a 'Change' button. The address is '5 CFIRST GATE, LUCKNOW, UTTAR PRADESH, 1, 226001'. Below the address section is the 'GST' section with a checkbox 'To claim invoice with GSTN - Please click to update' and a note: 'GST details mentioned here will be validated based on State selected in Address section.'

FAQs regarding issues faced by Members are available at:

<https://learning.icaai.org/committee/faqs/>

Helpline Numbers : 01203045961,963

Email: isa@icaai.in, isa2@icaai.in